

TECHNICAL DATA SHEET

FENTO TONDO

CF11xx



Technical specs

Connection	pipe with diameter 100mm or 125mm
Material	patented composite, paintable
Finish	natural white
Opening	Ø 200 mm (Ø 174 mm)
Cut out	plasterboard (PB): 304 x 304 mm concrete (CC): Ø 230 mm
Total installation depth	plasterboard (PB): 44,5 mm (with pipe: 114,5 mm) concrete (CC): 51 mm (with pipe: 121 mm)

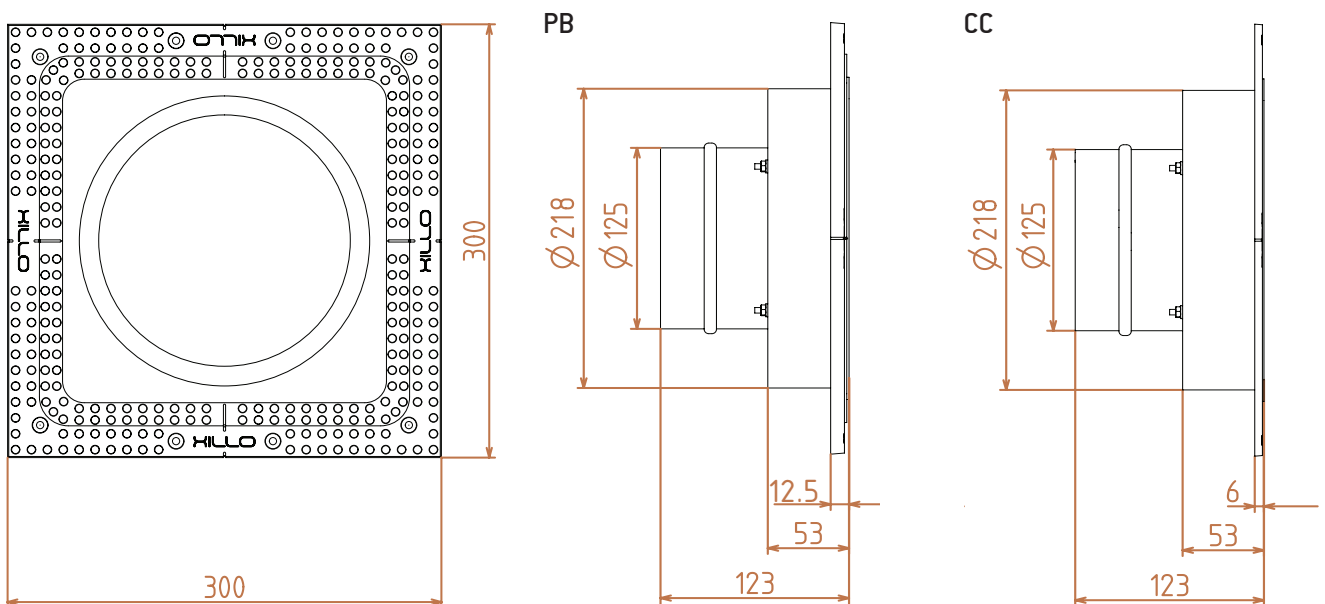
Order codes

CF1100 CC	housing for concrete ceiling with tube diameter 100mm
CF1125 CC	housing for concrete ceiling with tube diameter 125mm
CF1100 PB	housing for plasterboard ceiling with tube diameter 100mm
CF1125 PB	housing for plasterboard ceiling with tube diameter 125mm

Specifications

Flow rate	23m ³ -> 80m ³
Decibels	< 30 dB - 50 dB

Dimensions



TECHNICAL DATA SHEET

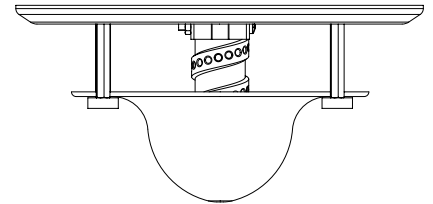
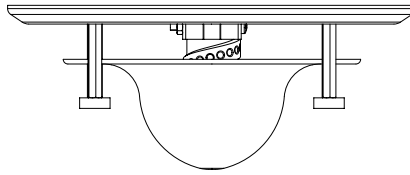
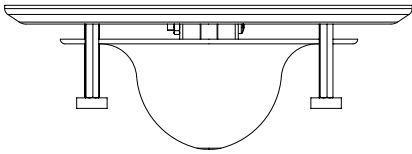
FENTO TONDO

CF11xx

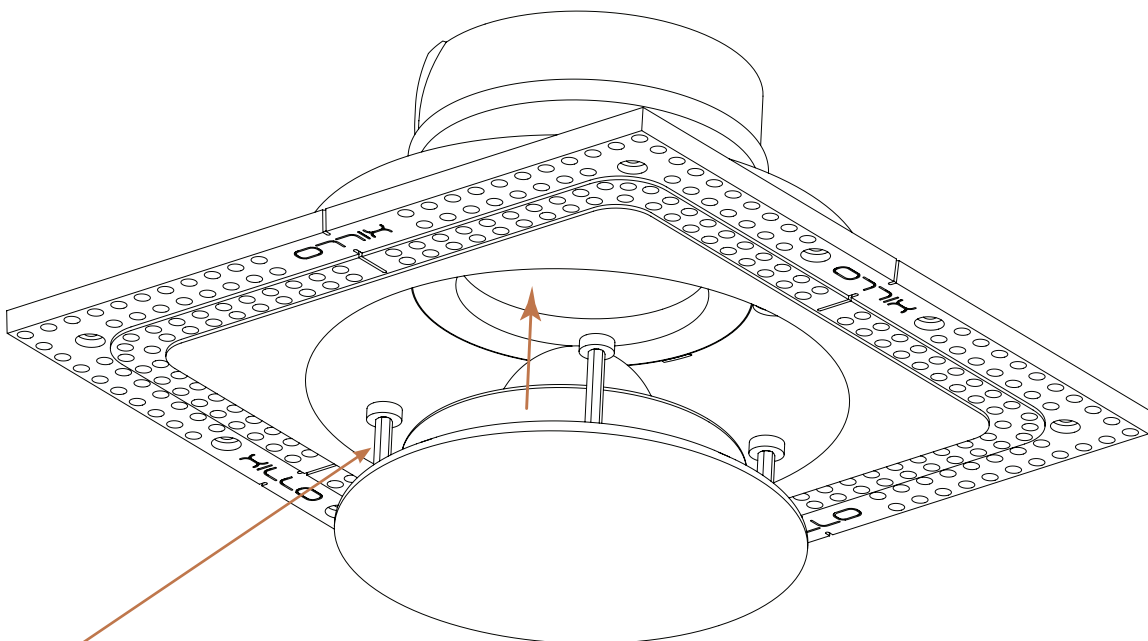
Specifications

Level 0 (open)

Level 21 (closed)



- 1) Pull the front plate out of the Xillo fixture. These are fixed with four magnets.
- 2) Twist the round airflow piece to move it up or down for a bigger or smaller flow rate.
- 3) Put the front plate back. BEWARE of perfect installation so that the four magnets are in place.



NOTE: paint these (same color as ceiling/wall) for a better finish

